



Instructions



Match the pictures to the sentences. These are instructions for making gingerbread men.

Mix the ingredients in a bowl.

Get a rolling pin and some gingerbread men cutters.

Dust the work surface with flour and roll out the pastry.

Put the tray of gingerbread men in the oven.

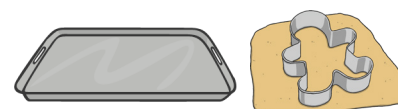




Decorate the gingerbread men.

What you will need: flour, sugar, butter, egg, golden syrup, bicarbonate of soda, ginger.

Cut out the pastry shapes and place on a baking tray.

Pre-heat the oven.

Cool the gingerbread men on a cooling rack.





Instructions



Use the bossy words below to write a list of instructions for making gingerbread men.

Bossy words

put

mix

cut

decorate

add


dust

roll

place

What you will need:

Equipment



Ingredients



How to make the biscuits:


1.



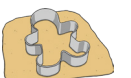
2.



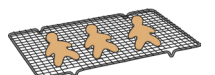
3.



4.



5.





Use the bossy words below to write a list of instructions for making gingerbread men.

Bossy words


What you will need:

How to make the biscuits:

English | Year 2 | Traditional Tales - The Gingerbread Man | Instructions | Writing Instructions | Lesson 2 of 2

★ Match the pictures to the sentences. These are instructions for making gingerbread men.

Mix the ingredients in a bowl.
Get a rolling pin and some gingerbread men cutters.
Dust the work surface with flour and roll out the pastry.
Put the tray of gingerbread men in the oven.
Decorate the gingerbread men.
What you will need: flour, sugar, butter, egg, golden syrup, bicarbonate of soda, ginger.
Cut out the pastry shapes and place on a baking tray.
Pre-heat the oven.
Cool the gingerbread men on a cooling rack.





What you will need:

Equipment

rolling pin

gingerbread man cutter

Ingredients

plain flour, soft brown sugar, butter, egg, golden syrup, bicarbonate of soda, ground ginger

1. *Put the ingredients into a bowl. Mix until they form a firm pastry.*

2. *Pre-heat the oven.*

3. *Dust the work surface with flour and roll out the pastry.*

4. *Cut out the pastry shapes and place on a baking tray.*

5. *Cool the gingerbread men on a cooling rack.*



1. *Put the ingredients into a bowl. Mix until they form a firm pastry.*

2. *Pre-heat the oven.*

3. *Dust the work surface with flour and roll out the pastry.*

4. *Cut out the pastry shapes and place on a baking tray.*

5. *Put the tray of gingerbread men in the oven.*

6. *Cool the gingerbread men on a cooling rack.*

7. *Decorate the gingerbread men.*