



Make maths
fun!!

KS1 Maths Parent Workshop:

Addition & Subtraction

Tuesday 6th June 2017

Mrs Inwood &
Mrs Richards



Give your child lots of
praise and encouragement!



Aims of the session:



- To find out how Maths is taught in Year 1 and 2 at Queensmead.
- To try out some maths activities using our calculation policy.
- To take away some ideas to support your child at home.

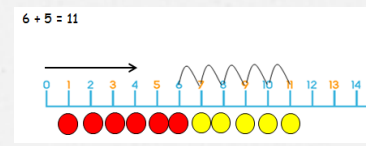


Making Connections at Queensmead:



+

symbols



language


pictures

add
sum
more
total

concrete experiences



Here is a receipt for some shopping. How much did I spend?





Our Calculation Policy

We follow this for addition, subtraction, multiplication and division strategies.

We will focus on addition and subtraction methods today.



Addition in KS1



Children are taught to understand addition as combining two sets and counting on.



Addition in KS1



$$2+3=$$

At a party, I eat 2 cakes and my friend eats 3.

How many cakes did we eat altogether?

Children could draw a picture to help them work out the answer.





Addition in KS1

$$7+4=$$

7 people are on the bus. 4 more get on at the next stop. How many people are on the bus now?

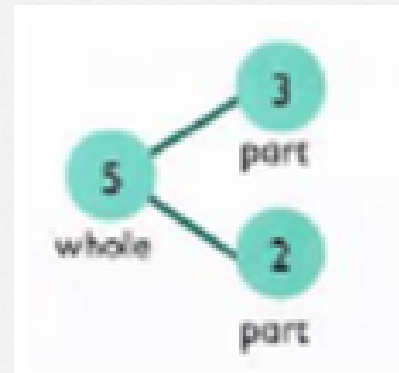

Children could use dots or tally marks to represent objects (quicker than drawing a picture)





Addition in KS1

Other ways that we represent early addition:



$$5 = 3 + 2$$

$$3 + 2 = 5$$

$$2 + 3 = 5$$



Addition in KS1

Other ways that we represent early addition:

$$6 + 5$$



+



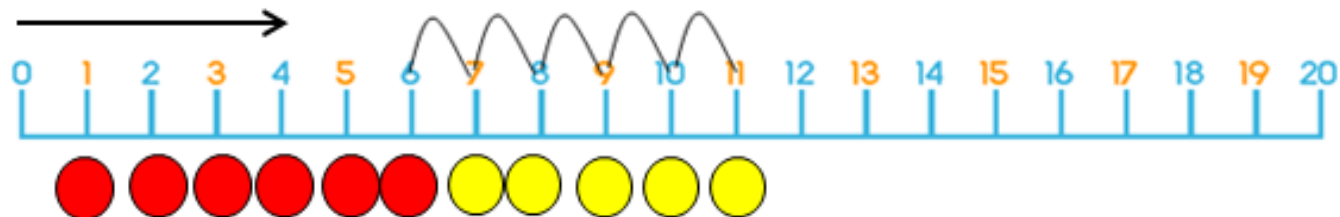
$$12 + 5 = 17$$



Addition in KS1

Using a number line to add:

$$6 + 5 = 11$$



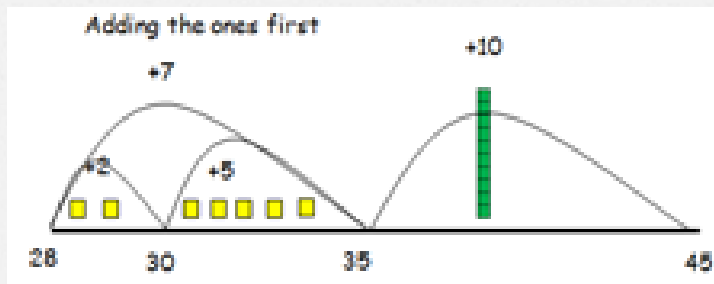


Addition in KS1

Using an empty number line:

$$28+17=$$

My sunflower is 28cm tall. It grows another 17cm. How tall is it now?



Drawing an empty number line helps children to record the steps they have taken in a calculation (start on 28, +7, then +10). This is much more efficient than counting on in ones.



Addition in KS1

Can you try representing these addition sentences in different ways?

$$7 + 4 = 11$$

$$35 = 26 + 9$$



Subtraction in KS1



Children are taught to understand subtraction as taking away (counting back) and finding the difference (counting up)



Subtraction in KS1



$$5 - 2 =$$

I had five balloons. Two burst.
How many did I have left?

Drawing a picture helps
children to visualise the
problem.



Take away



Subtraction in KS1



A teddy bear costs £5 and a doll costs £2. How much more does the bear cost?

Drawing a picture helps children to visualise the problem.



Find the difference



Subtraction in KS1



Using dots or tally marks is quicker than drawing a detailed picture.

$$7 - 3 =$$

Mum baked 7 biscuits. I ate 3.

How many were left?



Take away

Lisa has 7 felt tip pens and Tim has 3. How many more does Lisa have?

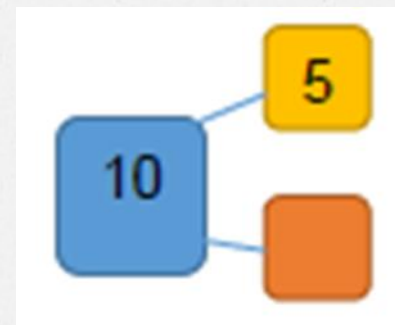
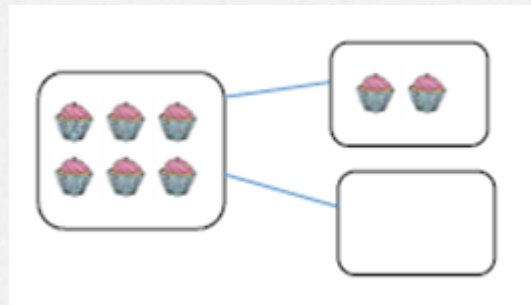
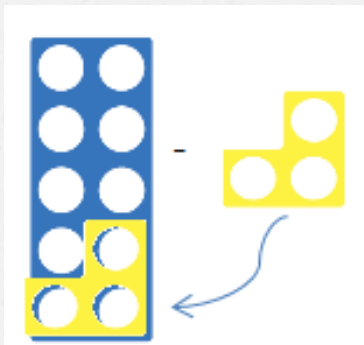


Find the difference



Subtraction in KS1

Other ways that we represent early subtraction:





Subtraction in KS1

Counting back in ones:



$$13 - 4$$





Subtraction in KS1



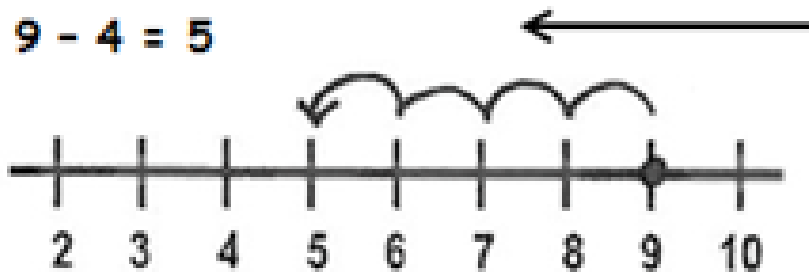
Using a number line to subtract:

$$9 - 4 =$$

Dad bought 9 apples from the shop.

We ate 4. How many were left?

$$9 - 4 = 5$$



Children could count back using a number line. This is a really good way for them to record the steps they have taken.



Subtraction in KS1



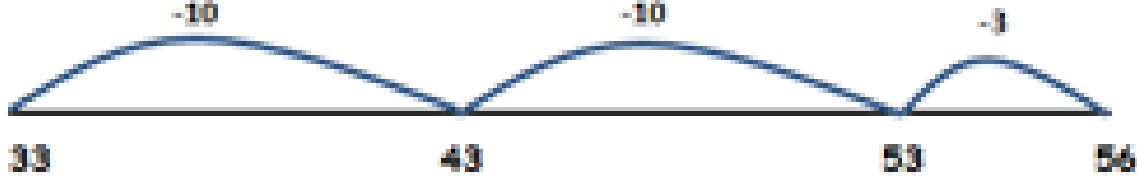
Using an empty number line:

56 - 23 =

I cut 23cm off a ribbon measuring 56cm. How much is left?

Children could count back using an empty number line, starting with the ones. This is a really good way for them to record the steps they have taken.

56 - 23 =

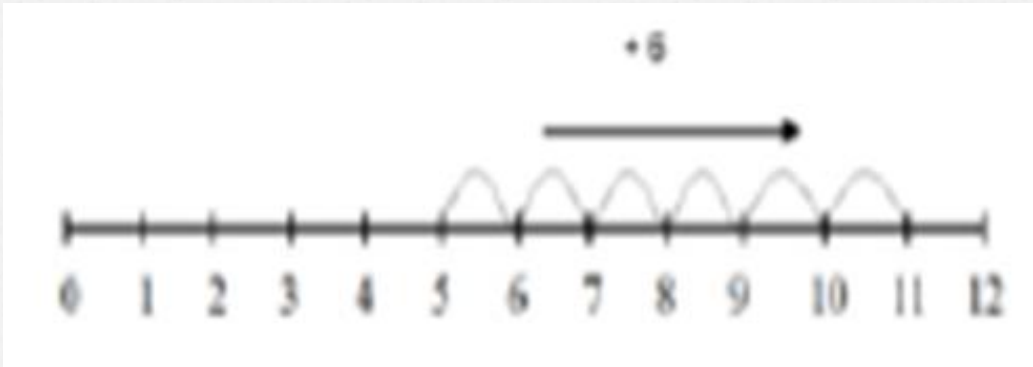




Subtraction in KS1



When secure with counting back, children move on to the 'counting on' method (finding the difference):





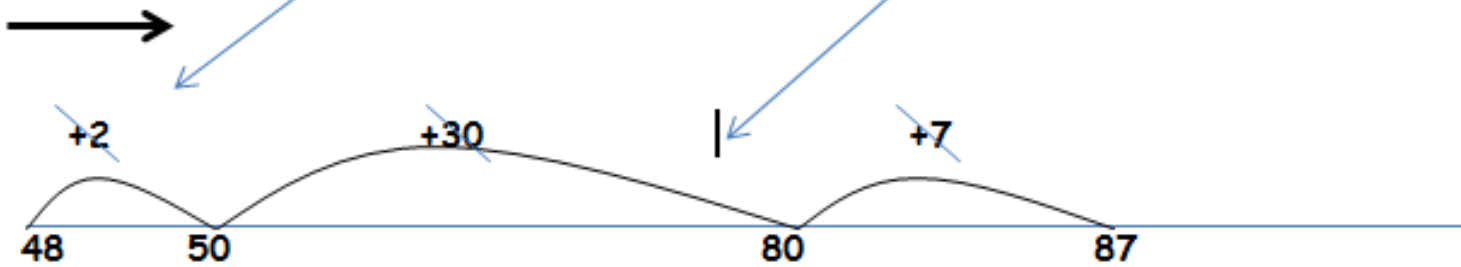
Subtraction in KS1

When secure with counting back, children move on to the 'counting on' method (finding the difference):

$87 - 48 =$

Always go to the next 10

The 10 below the number - this can be done in 10s initially.



Re-combining

$$30 + 7 + 2$$
$$37 + 2 = 39$$

Encourage the children to use the inverse to check their answer e.g. $39 + 48 = 87$



Subtraction in KS1



Can you try representing
these subtraction sentences
in different ways?

$$11 - 4 = 7$$

$$16 = 47 - 31$$

How can I help my child with Maths?

o Practise:

- o recognising numbers
- o counting forwards and backwards
- o counting in steps forwards and backwards

o Recalling facts

- o number bonds (different pairs of numbers with the same total)
- o 2, 5 and 10 times tables and related division facts.

o Try out the activities in the parent guides.

o Use the parent calculation guides to support with written methods



Give your child lots of praise and encouragement!